







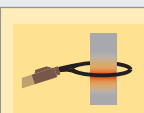









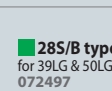



SMALL Ø16
INDUCTORS

							
* = original equipment	S90 058927	S70 061569	S180 059269	S20/B1 (20°) 064874	S180/B1 064881	S180/B2 064928	S180/B3W 067899
37 LG	✓*		✓			—	✓
39 & 50 LG			✓ with adapter 28S				
110, 160 & 220 LG			✓ with adapter 32S				

NEW			
			
Ø 20	S20/D20 078796	S90/D20 078871	S180/D20 069985
Ø 25	S20/D25 078802	S90/D25 078888	S180/D25 069992
Ø 30	S20/D30 078819	S90/D30 078895	S180/D30 070592
Ø 35	S20/D35 078826	S90/D35 078901	S180/D35 070608
Ø 40	S20/D40 078833	S90/D40 078918	S180/D40 070615
Ø 45	S20/D45 078840	S90/D45 078925	S180/D45 070622
Ø 50	S20/D50 078857	S90/D50 078932	S180/D50 070639
Ø 55	S20/D55 078864	S90/D55 078949	S180/D55 070646
37 LG		✓ S180/D20, S180/D25, S180/D30, S180/D35	
39 & 50 LG		✓ with adapter 28S	
110, 160 & 220 LG		✓ with adapter 32S	
Protection kit for L180/D inductors - Kit de protection pour inducteurs boucle 077386			
NEW			

NEW			
			
S180 HEAT TUBE D37 078604	S180 HEAT TUBE D40 078611	S180 HEAT TUBE D50 078628	
37 LG		—	
39 & 50 LG		✓ with adapter 28S	
110, 160 & 220 LG		✓ with adapter 32S	
ADAPTERS			
	28S M28 Ø16 064485		
	32S M32 Ø16 064508		
37 LG		—	
39 & 50 LG		✓ 28S M28 Ø16	
110, 160 & 220 LG		✓ 32S M32 Ø16	








Boxes - boîtes		
		
28S/B type W for 39LG & 50LG 072497	32S/B type W for 110LG & 160LG 072503	L box 065796
included : S20/B1 (x1) S180/B1 (x1) S180/B3 (x1) 28S (x1) B1 (x1) B3 (x1)	included : S20/B1 (x1) S180/B1 (x1) S180/B3 (x1) 32S (x1) B1 (x1) B3 (x1)	included : L70 (x1) L180 (x1)

Trolley for inductor for adapter 32L Chariot pour inducteur pour adaptateur 32L 075955	
NEW	
	
4 to 8 wheels	








Ferrites - Ferrites - Ferritaufsatz				
				
B1 053823	B2 053458	B3 067875	B4 053755	Spiral 069701


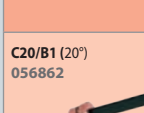

Glue kit for inductor Kit de colle pour inducteur 075948	
	
Colle-Stick bi-composants Power Epoxy 150°C 054851	

LARGE Ø32
INDUCTORS

						
* = original equipment	L90 (90°) 059788	L70 (70°) 059771	L180 059795	L180/Spiral 065000	L20/B4 067882	L20 Alu Glove 069114
37 LG			—			
39 & 50 LG			✓ with adapter 28L			—
110, 160 & 220 LG	✓ with adapter 32L*		✓ with adapter 32L		✓ with adapter 32L*	✓ with adapter 32L

NEW			
			
Ø 60	L20/D60 078956	L90/D60 079106	L180/D60 069923
Ø 70	L20/D70 078963	L90/D70 079113	L180/D70 069930
Ø 80	L20/D80 078970	L90/D80 079120	L180/D80 069121
Ø 90	L20/D90 078987	L90/D90 079137	L180/D90 069947
Ø 100	L20/D100 078994	L90/D100 079144	L180/D100 069954
Ø 110	L20/D110 079007	L90/D110 079151	L180/D110 069961
Ø 120	L20/D120 079014	L90/D120 079168	L180/D120 069978
Ø 130	L20/D130 079021	L90/D130 079175	—
Ø 140	L20/D140 079038	L90/D140 079182	—
Ø 150	L20/D150 079045	L90/D150 079199	—
Ø 160	L20/D160 079052	L90/D160 079205	—
Ø 170	L20/D170 079069	L90/D170 079212	—
Ø 180	L20/D180 079076	L90/D180 079229	—
Ø 190	L20/D190 079083	L90/D190 079236	—
Ø 200	L20/D200 079090	L90/D200 079243	—
37 LG		—	
39 & 50 LG		✓ with adapter 28L	
110, 160 & 220 LG		✓ with adapter 32L	
Protection kit for L180/D inductors - Kit de protection pour inducteurs boucle 077386			
NEW			

NEW			
			
* = original equipment	L90 BRAZ 16 Ø 1/2" / 16 mm 076907	L90 BRAZ 28 Ø 1" / 28 mm 076921	L180 BRAZ 16 Ø 1/2" / 16 mm 076914
			L180 BRAZ 28 Ø 1" / 28 mm 076938
37, 39 & 50 LG		—	
110, 160 & 220 LG		✓ with adapter 32L*	
Protection kit for BRAZ inductors - Kit de protection pour inducteurs brasage 077515			
NEW			
	L180R X Production on request		
37, 39 & 50 LG		—	
110, 160 & 220 LG		✓ with adapter 32L	
ADAPTERS			
	28L M28 Ø32 064492		
	32L M32 Ø32 064515		
37 LG		—	
39 & 50 LG		✓ 28L M28 Ø32	
110, 160 & 220 LG		✓ 32L M32 Ø32	

COMPLETE (Ø 28)		
		
C20/B1 (20°) 056862	C180/B1 (90°) 056879	C180/B2 (90°) 056886
* = original equipment		
37 LG		—
39 & 50 LG	✓*	✓
110, 160 & 220 LG		—