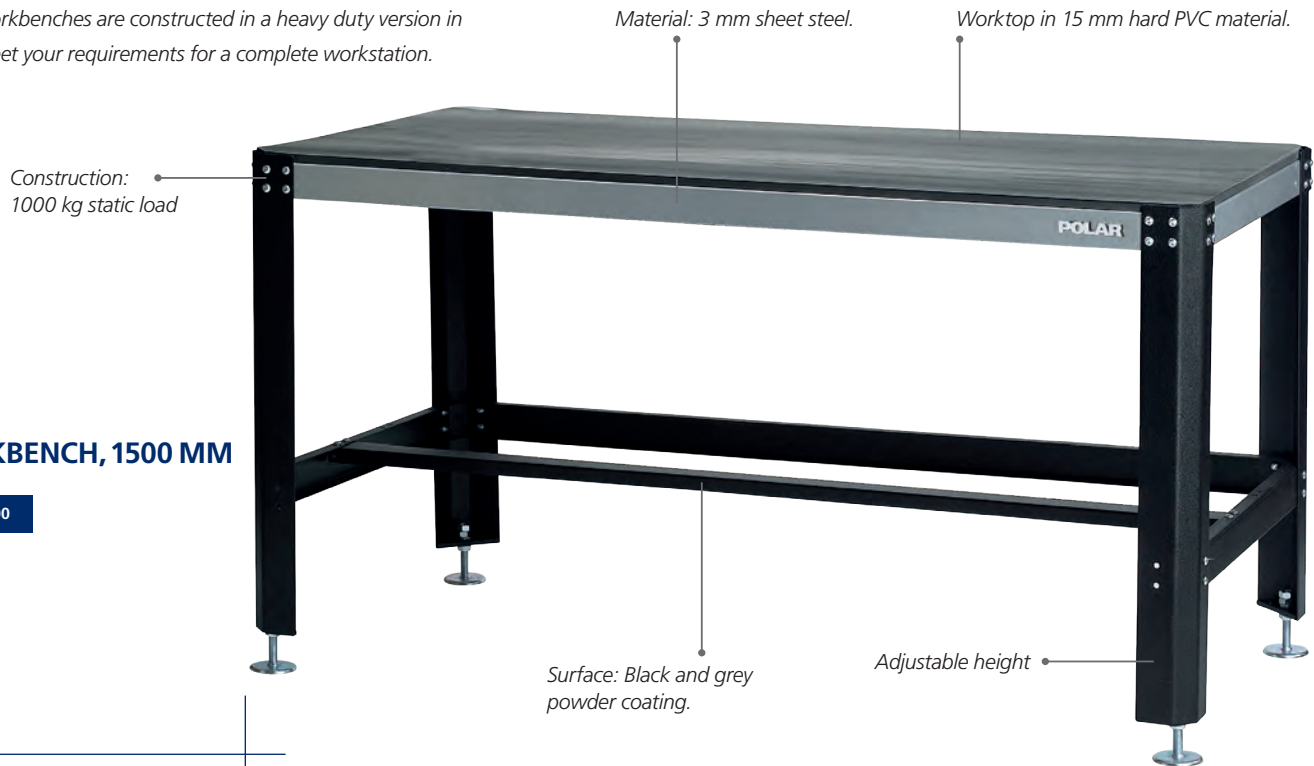




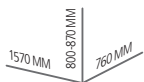
WORKBENCH

POLAR® workbenches are constructed in a heavy duty version in order to meet your requirements for a complete workstation.



1300 WORKBENCH, 1500 MM

ITEM NO. 1300-1500



41 KG

5704196 013602

1340 TOOL CABINET WITH PERFORATED PANEL

ITEM NO. 1340-1500

5704196 013619

HxWxD 600 x 1570 x 205 mm

42 KG

1



- With security lock.
- Perforated panel with round holes Ø 4 mm.
- Surface: Grey powder coating.
- Easy to mount on the workbench (legs and screws included).

1345 PERFORATED TOOL PANEL


ITEM NO. 1345-1500

5704196 013626

HxWxD 590 x 1350 x 15 mm

14 KG

1



- Perforated panel with round holes Ø 4 mm.
- Surface: Grey powder coating.
- Easy to mount on the workbench (legs and screws included).