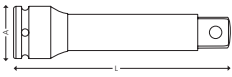




1 1/2" IMPACT SOCKETS AND ACCESSORIES

6201 EX 1" EXTENSIONS

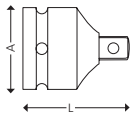
■ Surface: Phosphatised finish. Material: Chrome-molybdenum steel.



ITEM NO.	5704196+	L MM	A MM	G	1
6201-0175	024653	175	54	1410	1
6201-0325	024660	325	54	2400	1

6701 A 1" ADAPTOR FROM 1" TO 3/4"

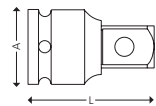
■ Surface: Phosphatised finish. Material: Chrome-molybdenum steel.



ITEM NO.	5704196+	1"	3/4"	A MM	L MM	G	1
6701-0134	024226	1"	3/4"	54	72	610	1

6601 A 1" ADAPTOR FROM 1" TO 1 1/2"

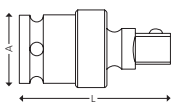
■ Surface: Phosphatised finish. Material: Chrome-molybdenum steel.



ITEM NO.	5704196+	1"	1 1/2"	A MM	L MM	G	1
6601-0115	024868	1"	1 1/2"	54	90	1065	1

6801 U 1" UNIVERSAL JOINT

■ Surface: Phosphatised finish. Material: Chrome-molybdenum steel.

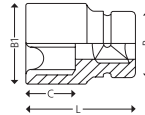


ITEM NO.	5704196+	L MM	A MM	G	1
6801-0001	024691	110	54	1320	1

6015 1 1/2" 6-POINT METRIC IMPACT SOCKETS

ISO 2725-2, DIN 3129

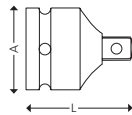
■ Surface: Phosphatised finish. Material: Chrome-molybdenum steel.



ITEM NO.	5704196+	SIZE MM	B MM	B1 MM	C MM	L MM	G	1
6015-0046	024707	46	86	74,0	29	84	2200	1
6015-0050	024714	50	86	79,0	35	84	2150	1
6015-0055	024721	55	86	86,0	35	90	2500	1
6015-0060	024738	60	86	92,0	43	90	2550	1
6015-0065	024745	65	86	98,0	45	95	2900	1
6015-0070	024752	70	86	104,0	47	100	3250	1
6015-0075	024769	75	86	110,0	48	110	4050	1
6015-0080	024776	80	86	116,0	54	110	4100	1
6015-0085	024783	85	86	122,0	54	110	4400	1
6015-0090	024790	90	86	130,0	57	112	4950	1
6015-0095	024806	95	95	135,0	62	112	5150	1
6015-0100	024813	100	95	140,0	58	115	5800	1
6015-0105	024820	105	95	148,0	65	120	6350	1
6015-0110	024837	110	95	154,0	70	125	7300	1
6015-0115	024844	115	95	160,0	65	130	7800	1
6015-0120	024851	120	127	165,0	67	135	11950	1

6715 A 1 1/2" ADAPTOR FROM 1 1/2" TO 1"

■ Surface: Phosphatised finish. Material: Chrome-molybdenum steel.



ITEM NO.	5704196+	1 1/2"	1"	A MM	L MM	G	1
6715-1501	024684	1 1/2"	1"	86	100	1865	1

6015 SR 1 1/2" SAFETY SET

■ Includes safety ring and pin.



ITEM NO.	5704196+	SIZE	G	1
6015-9301	030265	6015 1 1/2" 30 - 90 mm	37	1
6015-9302	030395	6015 1 1/2" 95 - 115 mm	37	1
6015-9303	030401	6015 1 1/2" 120 - 155 mm	48	1