
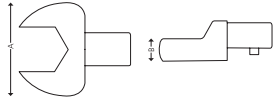




**7800 OPEN END METRIC INSERTS**

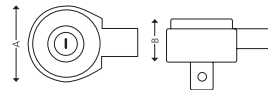
- 9 x 12 mm
- Surface: Chrome plated finish.
- Material: Chrome-vanadium steel



ITEM NO.	5704196+	SIZE MM	A MM	B MM	G	
7800-0007	022284	7	21	6	39	1
7800-0008	022291	8	22	6	39	1
7800-0009	022307	9	23	6	39	1
7800-0010	022314	10	25	6	41	1
7800-0011	022321	11	26	6	43	1
7800-0012	022338	12	28	6	39	1
7800-0013	022345	13	29	6	44	1
7800-0014	022352	14	31	8	54	1
7800-0015	022369	15	33	8	58	1
7800-0016	022376	16	36	8	61	1
7800-0017	022383	17	38	8	59	1
7800-0018	022390	18	39	8	64	1
7800-0019	022406	19	42	8	64	1

**7800 R RATCHET INSERTS**

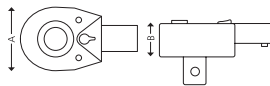
- Reversible model with 52 teeth.
- Surface: Chrome plated finish.
- Material: Chrome-vanadium steel



ITEM NO.	5704196+	INSERT SIZE (HxWxMM)	MAX. TORQUE Nm	A MM	B MM	G	
7814-0912	022253	1/4" 9x12	30	25	17	69	1
7838-0912	022260	3/8" 9x12	135	37	23	150	1
7812-0912	036601	1/2" 9x12	135	37	23	160	1
7812-1418	022277	1/2" 14x18	340	43	29	316	1

**7900 R RATCHET INSERTS**

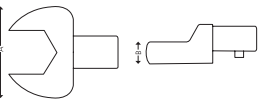
- Reversible model with 48 teeth.
- Surface: Chrome plated finish.
- Material: Chrome-vanadium steel



ITEM NO.	5704196+	INSERT SIZE (HxWxMM)	MAX. TORQUE Nm	A MM	B MM	G	
7914-0912	036632	1/4" 9x12	30	26	12	76	1
7938-0912	036649	3/8" 9x12	135	33	16	158	1
7912-0912	036618	1/2" 9x12	135	32	16	165	1
7912-1418	036625	1/2" 14x18	340	40	20	310	1

**7802 OPEN END METRIC INSERTS**

- 14 x 18 mm
- Surface: Chrome plated finish.
- Material: Chrome-vanadium steel



ITEM NO.	5704196+	SIZE MM	A MM	B MM	G	
7802-0013	022550	13	30	7	116	1
7802-0014	022567	14	32	7	119	1
7802-0015	022574	15	34	7	116	1
7802-0016	022581	16	36	7	127	1
7802-0017	022598	17	37	9	139	1
7802-0018	022604	18	39	9	137	1
7802-0019	022611	19	41	9	139	1
7802-0021	022628	21	45	12	158	1
7802-0022	022635	22	47	12	163	1
7802-0024	022642	24	51	12	170	1
7802-0027	022659	27	59	14	233	1
7802-0030	022666	30	63	14	245	1
7802-0032	022673	32	65	14	245	1
7802-0034	022680	34	66	14	246	1
7802-0036	022697	36	67	14	239	1
7802-0038	022703	38	66	14	224	1
7802-0041	022710	41	82	14	319	1



! The inserts are suitable for torque wrenches model 7300 B and 7200 I.